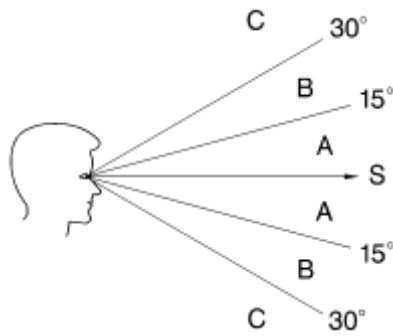


EXAMPLE 1 Correct layout of figures (with number designation and title).

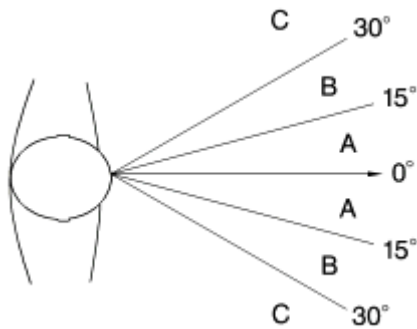


Key

- Zone A Recommended
- Zone B Acceptable
- Zone C Not suitable
- Line S Imposed line of sight

Figure 1 – Field of vision when line of sight direction is imposed by external task requirements

EXAMPLE 2 Correct layout of a figure in an Annex (with number designation and no title).

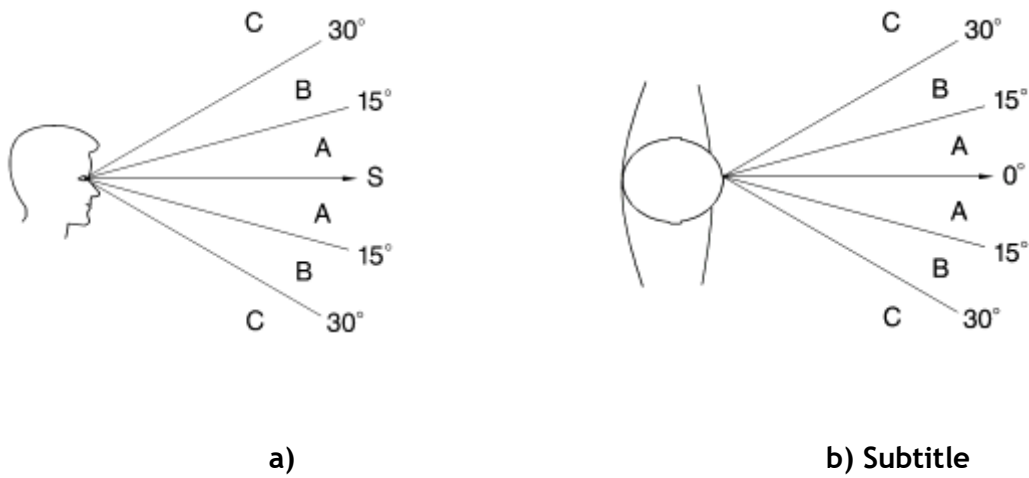


Key

- Zone A Recommended
- Zone B Acceptable
- Zone C Not suitable
- Line S Imposed line of sight

Figure A.1

EXAMPLE 3 Correct layout of subfigures.



Key

- Zone A Recommended
- Zone B Acceptable
- Zone C Not suitable
- Line S Imposed line of sight

Figure 2 – Field of vision when line of sight direction is imposed by external task requirements

In this example, subfigure a) is an example without a title, and subfigure b) is an example with a title. Both options are acceptable, but titles are **strongly recommended**.

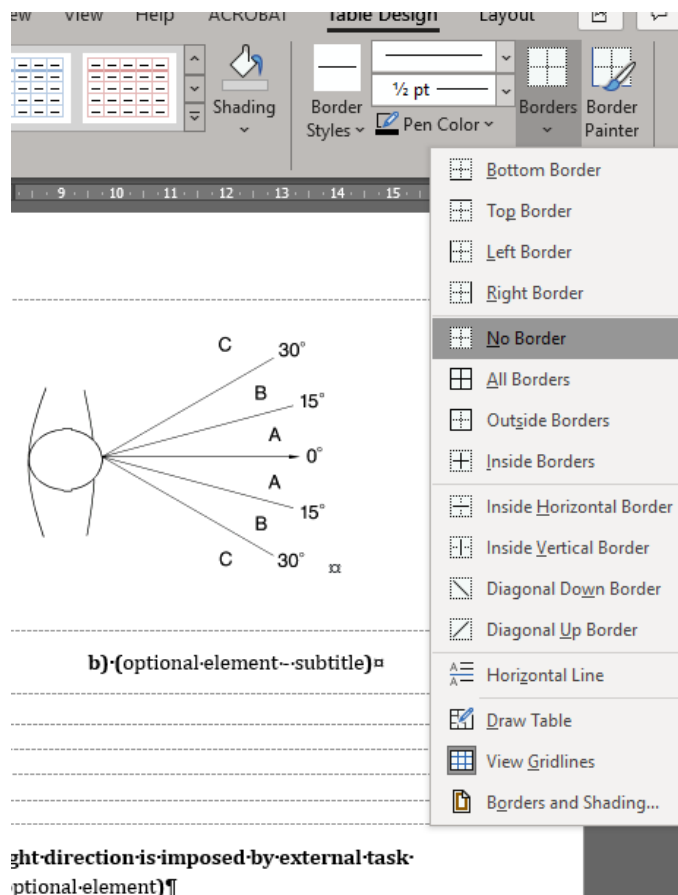
EXAMPLE 4 Hiding table borders

To hide the table borders, highlight the whole table, go to 'Table Design' in the ribbon across the top of Word, and choose the drop-down menu under 'Borders'.

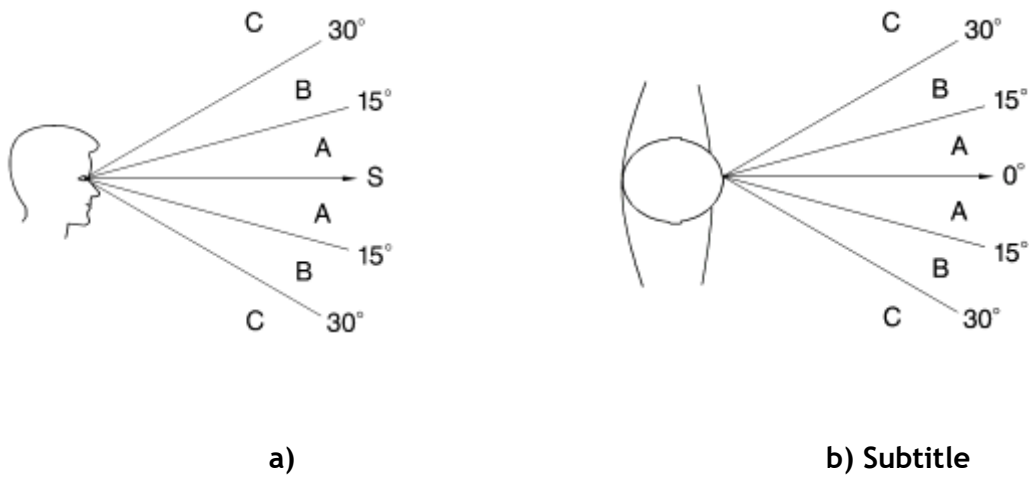
Choose 'No Border'.

To show the dotted ghost lines (these do not show up when printed or converted to PDF), from the same menu choose 'View Gridlines'. Uncheck this to hide the dotted lines.

NOTE This is useful to do when you have a number of table arrays with hidden borders, and want to see at a glance where they are.



EXAMPLE 5 Correct layout and numbering of Notes.



Key

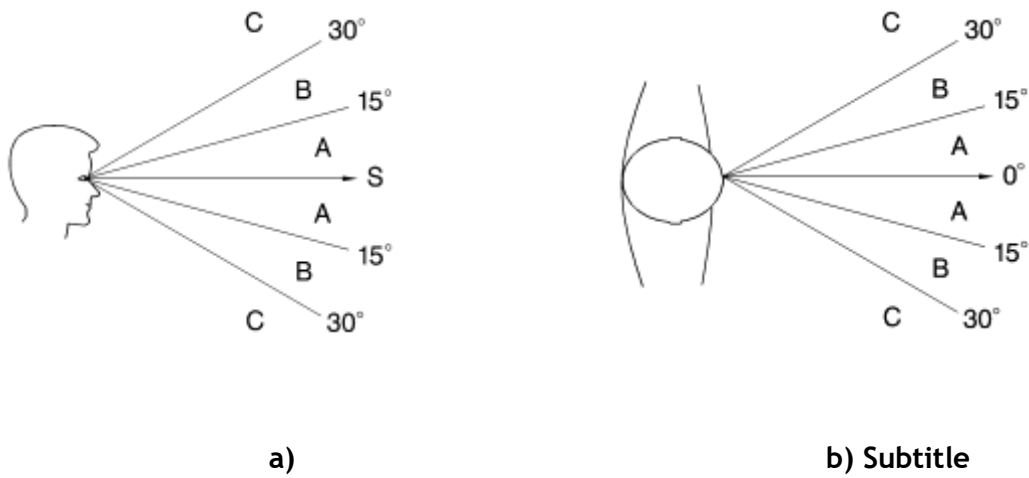
- Zone A Recommended
- Zone B Acceptable
- Zone C Not suitable
- Line S Imposed line of sight

NOTE 1 Vision is measured from the head height only, and the head is not tilted. In the event of head tilt, the 'acceptable' zone becomes 'not suitable'.

NOTE 2 Vision is measured for adults only.

Figure 2 – Field of vision when line of sight direction is imposed by external task requirements

EXAMPLE 6 Correct layout of textual explanations.



Key

- Zone A Recommended
- Zone B Acceptable
- Zone C Not suitable
- Line S Imposed line of sight

Vision shall be measured from the head height only, and the head shall not be tilted. In the event of head tilt, the 'acceptable' zone becomes 'not suitable'.

Figure 2 – Field of vision when line of sight direction is imposed by external task requirements